















## 1. Gender

		Response Percent	Response Count
Female		61.1%	66
Male		38.9%	42
<b>answered question</b>			<b>108</b>
<b>skipped question</b>			<b>5</b>

## 2. Age:

		Response Percent	Response Count
14-17		0.9%	1
18-24		3.5%	4
25-34		8.8%	10
35-44		15.0%	17
45-54		32.7%	37
55-64		13.3%	15
65-74		15.0%	17
75+		10.6%	12
<b>answered question</b>			<b>113</b>
<b>skipped question</b>			<b>0</b>

### 3. Marital Status

		Response Percent	Response Count
Single		7.1%	8
<b>Married</b>		<b>88.4%</b>	<b>99</b>
Separated/Divorced		0.9%	1
Widowed		3.6%	4
<b>answered question</b>			<b>112</b>
<b>skipped question</b>			<b>1</b>

### 4. Number of Children

	Response Average	Response Total	Response Count
0-4 years	1.72	31	18
5-12 years	1.67	25	15
13-18 years	1.79	43	24
<b>18+ years</b>	<b>2.04</b>	<b>96</b>	<b>47</b>
<b>answered question</b>			<b>88</b>
<b>skipped question</b>			<b>25</b>

## 5.

**Mission and Ministries****Strongly Disagree : 1 | Disagree : 2 | Indifferent : 3 | Agree : 4 | Strongly Agree : 5**

	1	2	3	4	5	Rating Average	Response Count
Our church's mission is easily stated and understood.	1.9% (2)	1.9% (2)	10.6% (11)	<b>45.2% (47)</b>	40.4% (42)	4.20	104
Our church's mission is visible to newcomers.	3.0% (3)	4.0% (4)	25.0% (25)	<b>49.0% (49)</b>	19.0% (19)	3.77	100
Our church's mission is embraced and practiced by all of our members.	3.1% (3)	14.3% (14)	32.7% (32)	<b>39.8% (39)</b>	10.2% (10)	3.40	98
Our church is generous and fearless in its willingness to address and resolve issues of injustice and despair in our community.	3.0% (3)	10.9% (11)	26.7% (27)	<b>39.6% (40)</b>	19.8% (20)	3.62	101
Our church enables and encourages all members to be ministers and missionaries.	1.0% (1)	5.8% (6)	21.2% (22)	<b>47.1% (49)</b>	25.0% (26)	3.89	104
Small groups, whether formed to perform administrative duties (e.g. church council), service (e.g. backpack program participants), Bible/book studies or fellowship opportunities are important to the ministry of our congregation.	1.0% (1)	0.0% (0)	3.0% (3)	<b>48.0% (48)</b>	<b>48.0% (48)</b>	4.42	100
Good Shepherd members are committed to small group participation and are enabled and willing to join or form small groups as needed to live out our mission.	4.0% (4)	17.0% (17)	27.0% (27)	<b>38.0% (38)</b>	14.0% (14)	3.41	100
It is important for our church to have two pastors to serve the congregation most effectively.	5.0% (5)	9.9% (10)	21.8% (22)	26.7% (27)	<b>36.6% (37)</b>	3.80	101
Our congregation is aware of people in need and helps me reach out to	2.0% (2)	8.9% (9)	17.8%	<b>44.6%</b>	26.7%	3.85	101

them.			(10)	(45)	(21)		
Our congregation has a sense of mission beyond ourselves.	0.0% (0)	5.0% (5)	11.9% (12)	<b>46.5% (47)</b>	36.6% (37)	4.15	101
Our church envisions and implements new approaches, activities and projects.	1.0% (1)	5.0% (5)	23.8% (24)	<b>52.5% (53)</b>	17.8% (18)	3.81	101
Visitation and personal contact is an important part of ministry at Good Shepherd.	6.0% (6)	5.0% (5)	23.0% (23)	<b>43.0% (43)</b>	23.0% (23)	3.72	100
						Comments	30
						<b>answered question</b>	<b>104</b>
						<b>skipped question</b>	<b>9</b>

6.

**Congregational**

**Strongly Disagree : 1 | Disagree : 2 | Indifferent : 3 | Agree : 4 | Strongly Agree : 5**

	1	2	3	4	5	Rating Average	Response Count
I feel committed to our church regardless of its pastoral leadership.	3.0% (3)	10.9% (11)	11.9% (12)	<b>46.5% (47)</b>	27.7% (28)	3.85	101
Our church is a safe place where I can discuss a sensitive issue and/or express a difference of opinion.	4.0% (4)	9.0% (9)	24.0% (24)	<b>48.0% (48)</b>	15.0% (15)	3.61	100
Our church's primary concern is sharing the gospel versus its financial condition.	5.2% (5)	12.4% (12)	24.7% (24)	<b>44.3% (43)</b>	13.4% (13)	3.48	97
Our church community is a reflection of the gospel and Christ's call to action.	0.0% (0)	3.1% (3)	18.8% (18)	<b>60.4% (58)</b>	17.7% (17)	3.93	96
Our church articulates and meets the needs of our members and the larger communities in which we live.	2.0% (2)	6.1% (6)	23.5% (23)	<b>57.1% (56)</b>	11.2% (11)	3.69	98
It is important to me that our church welcomes diversity and is inclusive in its activities and practices.	0.0% (0)	1.0% (1)	17.0% (17)	<b>46.0% (46)</b>	36.0% (36)	4.17	100
Opportunities that make differences are appreciated as we worship, work, and play together.	0.0% (0)	0.0% (0)	24.2% (23)	<b>57.9% (55)</b>	17.9% (17)	3.94	95
Individual talents, interests, and perspectives are freely offered and openly received for the benefit of all.	1.0% (1)	9.3% (9)	17.5% (17)	<b>52.6% (51)</b>	19.6% (19)	3.80	97
When difference of opinions surface or conflicts occur within our congregation our members used these occasions as learning opportunities.	2.1% (2)	12.8% (12)	<b>55.3% (52)</b>	24.5% (23)	5.3% (5)	3.18	94

If conflict threatens to damage our relationship with another member, we are willing to directly express our concern and to seek assistance as needed.	6.4% (6)	11.7% (11)	<b>51.1% (48)</b>	29.8% (28)	1.1% (1)	3.07	94
We choose to respectfully agree to disagree around unresolved issues.	2.1% (2)	8.5% (8)	40.4% (38)	<b>44.7% (42)</b>	4.3% (4)	3.40	94
Our church is a place of joy and respect and humor.	1.0% (1)	3.0% (3)	4.0% (4)	<b>64.6% (64)</b>	27.3% (27)	4.14	99
Fellowship is natural to our congregation.	3.0% (3)	10.0% (10)	8.0% (8)	<b>54.0% (54)</b>	25.0% (25)	3.88	100
Good Shepherd members love and care for one another as members of a family, serving and supporting each other in an ongoing way that extends beyond our walls.	2.0% (2)	9.2% (9)	13.3% (13)	<b>59.2% (58)</b>	16.3% (16)	3.79	98
My involvement in Good Shepherd is important.	1.0% (1)	0.0% (0)	13.3% (13)	<b>57.1% (56)</b>	28.6% (28)	4.12	98
I understand what our congregation expects of members and participants.	1.0% (1)	12.2% (12)	14.3% (14)	<b>58.2% (57)</b>	14.3% (14)	3.72	98
Our congregation is welcoming and inclusive.	4.1% (4)	5.1% (5)	11.2% (11)	<b>63.3% (62)</b>	16.3% (16)	3.83	98
Responsibilities of congregation leaders are clearly defined.	1.0% (1)	15.3% (15)	28.6% (28)	<b>42.9% (42)</b>	12.2% (12)	3.50	98
A strong sense of unity exists in our congregation.	2.1% (2)	14.4% (14)	28.9% (28)	<b>46.4% (45)</b>	8.2% (8)	3.44	97
I trust the leaders of our congregation and have confidence in their leadership.	1.0% (1)	8.0% (8)	14.0% (14)	<b>56.0% (56)</b>	21.0% (21)	3.88	100
We are a growth oriented congregation.	4.2% (4)	7.3% (7)	32.3% (31)	<b>42.7% (41)</b>	13.5% (13)	3.54	96
We are a goal oriented congregation.	4.3% (4)	3.3% (3)	38.0% (35)	<b>40.2% (37)</b>	14.1% (13)	3.57	92

Comments 16

answered question	101
-------------------	-----

skipped question	12
------------------	----

### 7. How can our church improve in our welcoming and inclusivity?

Response Count
-------------------

37

answered question	37
-------------------	----

skipped question	76
------------------	----

### 8. What does Good Shepherd do well from your experience within this congregation?

Response Count
-------------------

57

answered question	57
-------------------	----

skipped question	56
------------------	----

### 9. Give two or three suggestions you have to make our congregation better?

Response Count
-------------------

37

answered question	37
-------------------	----

skipped question	76
------------------	----

## 10. Comments about anything congregational related:

	Response Count
	13
answered question	13
skipped question	100

## 11.

### Age

Strongly Disagree : 1 | Disagree : 2 | Indifferent : 3 | Agree : 4 | Strongly Agree : 5

	1	2	3	4	5	Rating Average	Response Count
It is important that our church works well as a multi-generational congregation.	0.0% (0)	0.0% (0)	2.9% (3)	39.2% (40)	<b>57.8% (59)</b>	4.55	102
Senior/adult ministry needs development in our congregation	0.0% (0)	7.2% (7)	29.9% (29)	<b>41.2% (40)</b>	21.6% (21)	3.77	97
The youth in our congregation are a celebrated part of our church family.	0.0% (0)	4.0% (4)	8.0% (8)	<b>55.0% (55)</b>	33.0% (33)	4.17	100
The youth in our congregation are encouraged to serve a vital role in worship and all other aspects of congregational life.	2.0% (2)	5.1% (5)	15.2% (15)	<b>51.5% (51)</b>	26.3% (26)	3.95	99
Our congregation effectively nurtures, educates, and supports our youth in their faith journey.	1.0% (1)	6.9% (7)	25.5% (26)	<b>43.1% (44)</b>	23.5% (24)	3.81	102
Senior adults in our congregation are a celebrated part of our church family.	3.0% (3)	13.0% (13)	29.0% (29)	<b>43.0% (43)</b>	12.0% (12)	3.48	100
Senior adults (65+ yrs old ) in our congregation serve a vital role in worship and all other aspects of	5.0% (5)	5.0% (5)	29.0% (29)	<b>45.0% (45)</b>	16.0% (16)	3.62	100

congregational life.							
Our congregation effectively nurtures, educates, and supports our senior adults in their faith journey.	4.1% (4)	10.2% (10)	<b>49.0% (48)</b>	30.6% (30)	6.1% (6)	3.24	98
As a congregation, we continue to minister and support the new confirmands and their families for encouragement and interest to stay committed, involved and worshiping.	6.3% (6)	11.5% (11)	33.3% (32)	<b>40.6% (39)</b>	8.3% (8)	3.33	96
					Comments		24
					<b>answered question</b>		<b>103</b>
					<b>skipped question</b>		<b>10</b>

12.

**Worship**

**Strongly Disagree : 1 | Disagree : 2 | Indifferent : 3 | Agree : 4 | Strongly Agree : 5**

	1	2	3	4	5	Rating Average	Response Count
Worship services at Good Shepherd are designed to make effective use of music, dance, theatre and art while enriching our worship experience.	2.0% (2)	15.2% (15)	15.2% (15)	<b>45.5% (45)</b>	22.2% (22)	3.71	99
Our church provides rich worship experiences for all of our members and their worship preferences.	3.1% (3)	14.4% (14)	18.6% (18)	<b>45.4% (44)</b>	18.6% (18)	3.62	97
Our church provides opportunities to help me grow spiritually.	4.0% (4)	6.1% (6)	14.1% (14)	<b>61.6% (61)</b>	14.1% (14)	3.76	99
Our church is an inspiring place of worship, hope and joy for people of all ages and situations.	3.0% (3)	10.0% (10)	14.0% (14)	<b>53.0% (53)</b>	20.0% (20)	3.77	100
It is important to have two worship services on Sunday.	1.0% (1)	6.9% (7)	24.8% (25)	<b>36.6% (37)</b>	30.7% (31)	3.89	101
						Comments	37
						<b>answered question</b>	<b>101</b>
						<b>skipped question</b>	<b>12</b>

13.

**Volunteering**






**Strongly Disagree : 1 | Disagree : 2 | Indifferent : 3 | Agree : 4 | Strongly Agree : 5**

	1	2	3	4	5	Rating Average	Response Count
Our congregation needs to grow in volunteer opportunities.	3.0% (3)	16.2% (16)	<b>39.4% (39)</b>	31.3% (31)	10.1% (10)	3.29	99
Our congregation needs to grow in the number of volunteers.	1.0% (1)	1.0% (1)	22.0% (22)	34.0% (34)	<b>42.0% (42)</b>	4.15	100
I feel invited and welcome to join in activities in our congregation.	1.0% (1)	7.0% (7)	17.0% (17)	<b>50.0% (50)</b>	25.0% (25)	3.91	100
All members have an opportunity to participate in a leadership role within our congregation.	3.0% (3)	6.1% (6)	17.2% (17)	<b>48.5% (48)</b>	25.3% (25)	3.87	99
						Comments	10
						<b>answered question</b>	<b>100</b>
						<b>skipped question</b>	<b>13</b>

**14. How can we improve our volunteer participation?**

	Response Count
	47
<b>answered question</b>	<b>47</b>
<b>skipped question</b>	<b>66</b>

**15. I am willing and able to devote this amount of time each month to pre-arranged volunteer activities at/for the church:**

		Response Percent	Response Count
0 hours		7.8%	6
1-2 hours		31.2%	24
3-4 hours		31.2%	24
5-6 hours		18.2%	14
7+ hours		11.7%	9
answered question			77
skipped question			36

**16. Please tell us if there are any barriers to your participation in worship and/or volunteer opportunities at Good Shepherd.**

	Response Count
	33
answered question	33
skipped question	80

**17. Comments regarding volunteerism at Good Shepherd**

	Response Count
	12
answered question	12
skipped question	101

18.

**Communication**

**Strongly Disagree : 1 | Disagree : 2 | Indifferent : 3 | Agree : 4 | Strongly Agree : 5**

	1	2	3	4	5	Rating Average	Response Count
Technology can help our mission.	2.2% (2)	1.1% (1)	28.0% (26)	<b>41.9% (39)</b>	26.9% (25)	3.90	93
Communication from council to the congregation is effective.	2.1% (2)	13.8% (13)	36.2% (34)	<b>41.5% (39)</b>	6.4% (6)	3.36	94
The communication within our congregation, as a whole, is effective.	1.1% (1)	14.7% (14)	27.4% (26)	<b>49.5% (47)</b>	7.4% (7)	3.47	95
Good Shepherd's current events are communicated effectively.	0.0% (0)	6.3% (6)	15.6% (15)	<b>61.5% (59)</b>	16.7% (16)	3.89	96
I am aware of most volunteer opportunities available at our church.	3.2% (3)	5.3% (5)	15.8% (15)	<b>56.8% (54)</b>	18.9% (18)	3.83	95
						Comments	15
						<b>answered question</b>	<b>96</b>
						<b>skipped question</b>	<b>17</b>






**19. What form(s) of communication do you find to be the most effective for you to receive news about Good Shepherd Church? ( You may choose more than one but stick to most preferable)**

		Response Percent	Response Count
Email		69.1%	65
Website		12.8%	12
Mailings		59.6%	56
Social Media (e.g. Facebook)		5.3%	5
Telephone Calls		16.0%	15
Face-to-Face (e.g. at church service)		44.7%	42
	Other (please specify)		1
<b>answered question</b>			<b>94</b>
<b>skipped question</b>			<b>19</b>

**20. How often do you visit the Good Shepherd website?**

		Response Percent	Response Count
Daily		0.0%	0
A few times a week		4.4%	4
A few times a month		13.2%	12
<b>A handful of times a year</b>		<b>60.4%</b>	<b>55</b>
Never, or did not know we had one		22.0%	20
<b>answered question</b>			<b>91</b>
<b>skipped question</b>			<b>22</b>

**21. Please tell us your familiarity with technology in general as it pertains to the internet and computers in general?**

		Response Percent	Response Count
Not at all		9.2%	7
Just the basics (email and infrequent web browsing)		18.4%	14
<b>Comfortable (smart phone usage, online shopping, etc.)</b>		<b>30.3%</b>	<b>23</b>
<b>Very Comfortable (active in online social communities, not easily flustered using technology)</b>		<b>30.3%</b>	<b>23</b>
Extremely fluent (computer programming, web design, computer customization)		11.8%	9
<b>answered question</b>			<b>76</b>
<b>skipped question</b>			<b>37</b>

**22. Comments regarding communication at Good Shepherd**

	Response Count
	19
<b>answered question</b>	<b>19</b>
<b>skipped question</b>	<b>94</b>

**23. Please list experiences or activities from this church and/or other churches you have either visited or belonged to in the past that you would like to see at our church.**

**Response  
Count**

43

answered question

43

skipped question

70

**24. What brings you to Good Shepherd and keeps you here? We would like to know what the most important functions/roles/activities of the church are for you.**

**Response  
Count**

67

answered question

67

skipped question

46

**25. What are at least three strong ministries in our congregation?**

**Response  
Count**

49

answered question

49

skipped question

64

**26. What are at least three ministries in our congregation that could use improvement?**

	<b>Response Count</b>
	37
<b>answered question</b>	<b>37</b>
<b>skipped question</b>	<b>76</b>

**27. What are some ministries in our congregation that could be brought back that you really enjoyed?**

	<b>Response Count</b>
	30
<b>answered question</b>	<b>30</b>
<b>skipped question</b>	<b>83</b>

**28. Comments about anything at Good Shepherd**

	<b>Response Count</b>
	22
<b>answered question</b>	<b>22</b>
<b>skipped question</b>	<b>91</b>